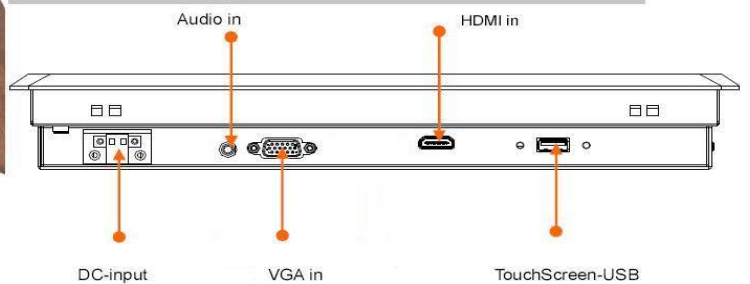



Model: FPM-15W-PCT
15.6" Slim Line - Industrial Panel Monitor with PCT Touch



Main Feature

- LED Panel - Higher Brightness; Longer Life Span; Better Viewing Angle; Less Power Consumption ...
- 15.6" Full HD LED panel support 1920x1080 pixels
- Front 6mm Aluminum bezel with NEMA4 / IP 65 compliance
- Front flat glass (6H Hardness) with projected capacitive Multi Touch Screen
- Supports 10 points multi-touch via USB interface in Windows 7/8.1/10...
- Slim design for Panel mount / Wall mount easy installation
- Input signal : VGA + HDMI + Audio + USB
- AC 100-240V wide range external AC adapter (Optional for Wide Range 9-36VDC input)
- Meet standard VESA hole (100X100mm), support desktop stand/wall mount /swing arm mounting

Application:

Kiosk; Digital Signage; Factory Automation; Processor Automation; Marine / Offshore Industrial ...

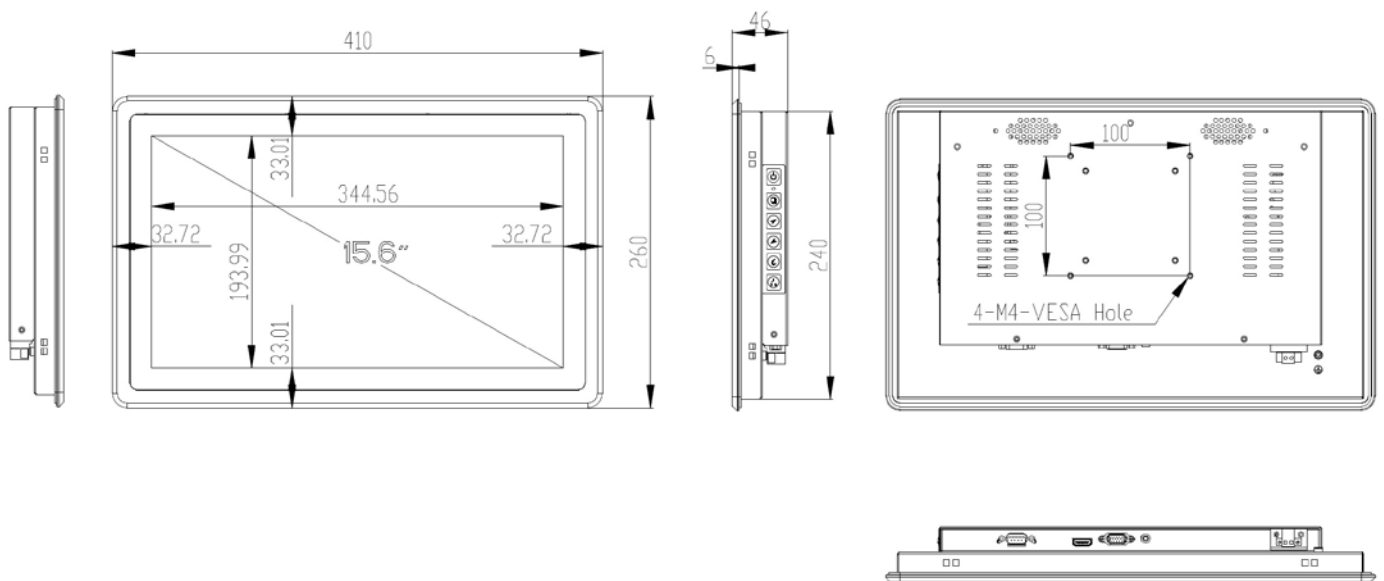
Specification	
Product Model	FPM-15W-PCT
LCD Panel	Display Type: 15.6" Full HD <u>LED Panel</u> Resolution : 1920 x 1080 Max. color : 16.M Luminance : 300 cd/m2 View Angel : 160° (H), 160° (V) Pixel Pitch : 0.17925 x 0.17925 mm Contrast Ratio : 800 : 1 Response Time : 25 ms LED backlight lifecycle : 50,000h

Signal Input	VGA + HDMI + Audio + USB
OSD	Auto; Menu; Left; Right; Exit/Select; Power On/Off
Touch Screen	Internal USB interface controller - Projected Capacitive Multi Touch (10 points) Light transmission: 85% or more Surface hardness : 6H Operation system : DOS; Windows XP / 7 / 8.1 / 10; Linux
Power Supply	Input: 100~240VAC, 50/60Hz Output: DC12V@ 5A /60W, external AC power adapter
Wide-range DC input (Optional)	Support 9-36VDC input
Construction	Aluminum magnesium alloy front panel with heavy-duty steel chassis
Environment	Operating temperature: -0 °C to 60 °C Storage temperature: -20 °C to 70 °C Storage humidity: 10% to 95%, non-condensing Vibration: 50 to 500HZ 1G PTP Shock: 10G /peak(11m sec)
Safety	CE/FCC/Rohs
Dimension W x H x D (mm)	410 x 260 x 46 mm

Ordering Information

FPM-15W-PCT	15.6" Slim Line - Industrial Panel Monitor with PCT Touch
Optional: DC	Support 9-36VDC Input
Optional: High Brightness	Upgrade to 1,000nit LED Panel

Structure Diagram (Mounting Hole Size: 392 x 242 mm)



CUT OUT DIMENSION (392x242mm) UNIT:mm